



**HOLD DOWN
ON/OFF KEY**



**LEFT
SELECTION
KEY**

**SCROLL
KEY**

CALL KEY

END KEY

MENU KEY


**CHARGER
CONNECTOR**
(on bottom)

Japan Nokia6680

User Instructions

Please note: This phone does not work in the US

Your Mobile Number



Lost/Stolen Equipment

If your equipment is lost or stolen you must contact Cellhire immediately at support@cellhire.com or call **+1.214.355.5200** (follow the prompts).

All calls made are the responsibility of the customer until the line is suspended by the network.

For a complete users manual please visit:
www.cellhire.com/support/equipment-manuals

24 Hour Technical Support

Cellhire's Support Center is available 24 hours a day, 7 days week:

Within the US: **1 877 244 7242**

Within Japan: **010 1 214 355 5200**

support@cellhire.com
www.cellhire.com/support

Nokia 6680

▶ Basic Phone Operation

Setting up your Nokia phone



Be sure the battery is charged. Your phone is supplied with a dual volt charger (110/220 volt) and an international adapter so it can be charged anywhere in the world.



To power the phone on/off

Press and hold the power key as shown until phone powers on or powers off.



To unlock & lock the keypad



To unlock the keypad press the left selection key , and press the  key within 1.5 seconds.

To lock the keypad press the left selection key , and press the  key within 3.5 seconds. To answer a call when the keypad is locked, simply press the call key.




Important Note: Cellhire recommends you lock the keypad when you're not using the phone. This prevents erroneous calls and text messages from being sent.


To answer & end a call

To answer press the call key. 
To end press the end call key. 

To redial the last number called

Press the call key twice. 

To make an emergency call

Dial 112 then press the call key. 

To adjust volume

During a call scroll right on the scroll key to increase or left to decrease the volume of the headset.

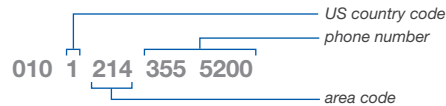
▶ Dialing Instructions

Calling a US number while in Japan

To call back to the US from Japan, you will need to dial the following:

1. Enter 010
2. Enter the US country code, 1. (To call a different country, see *International Country Codes* section)
3. Enter the phone number, including area code

For example, to call Cellhire Support, dial:

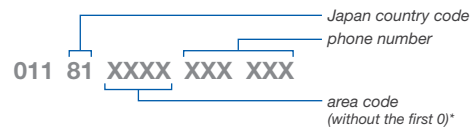


Receiving a call from the US while in Japan

People in the US should dial the following to call you:

1. Enter 011
2. Enter the Japan country code, 81
3. Enter your Japan mobile number (without the first 0)*

For example a call to your number from the US would look like:



TIP: To make a local call within Japan enter the area code (including the 0), followed by the phone number.

*Omit the first digit of a non-US phone number if the number starts with a "0"

▶ International Country Codes

Australia	61	Japan	81
Austria	43	Netherlands	31
Belgium	32	Norway	47
Brazil	55	Portugal	351
Canada	1	Russia	7
China	86	South Africa	27
Finland	358	Spain	34
France	33	Sweden	46
Germany	49	Switzerland	41
Greece	30	Taiwan	886
Hong Kong	852	UK	44
Italy	39	USA	1

▶ VoiceMail Instructions

Retrieving your VoiceMail messages

Your Nokia phone will automatically divert incoming calls to a VoiceMail Messaging Service when the phone is switched off, engaged or out of coverage.

Retrieval of messages left in your voicemail will be charged at the standard call rate. Please refer to your Rental Agreement.

Please follow the instructions below to retrieve your messages:

While in Japan

Dial 1416 then press the call key. 