



**HOLD DOWN
ON/OFF KEY**
(located on top)



VOLUME
KEYS

SELECTION
KEY

MENU KEY

CALL KEY

END KEY

CHARGER
CONNECTOR
(on bottom)

Nokia6220

User Instructions

Your Mobile Number

Lost/Stolen Equipment

If your equipment is lost or stolen you must call Cellhire immediately. All calls made are the responsibility of the customer until the line is suspended by the network.

24 Hour Technical Support

Cellhire's Support Center is available 24 hours a day, 7 days week:

Within the US: **1 877 244 7242**

Outside the US: **+1 214 355 5200**

support@cellhire.com
www.cellhire.com/support

Nokia 6220



▶ Basic Phone Operation

Setting up your Nokia phone


Be sure the battery is charged. Your phone is supplied with a dual volt charger (110/220 volt) and an international adapter so it can be charged anywhere in the world.


To power the phone on/off

Press and hold the power key as shown until phone powers on or powers off.



To unlock & lock the keypad



To unlock the keypad select Unlock, and press the  key within 1.5 seconds.

To lock the keypad select Menu, and press the  key within 3.5 seconds. To answer a call when the keypad is locked, simply press the call key.



Important Note: For your convenience, Cellhire has turned on the automatic key guard for you. The keypad will lock after 1 minute of inactivity.


To answer & end a call

To answer press the call key. 
To end press the end call key. 

To redial the last number called

Press the call key twice. 

To make an emergency call


Dial 112 then press the call key. 

To adjust volume

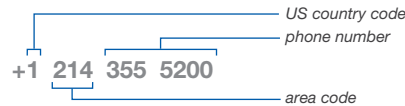
Press the volume keys located on the top-right side of the phone.

▶ Dialing Instructions


Calling a US Number

1. Press  twice to quickly bring up a + symbol
2. Enter the US country code, 1
3. Enter the phone number, including area code

For example, to call Cellhire Support, dial:



Calling an international number

1. Press  twice to quickly bring up a + symbol
2. Enter the country code for the country you are dialing. See *International Country Codes* section.
3. Enter the phone number, including area code (without the first 0)*

For example, to call a number in the UK dial:



TIP: People in the US should dial "011" instead of the + symbol when calling you from a landline

▶ International Country Codes

Australia	61	Japan	81
Austria	43	Netherlands	31
Belgium	32	Norway	47
Brazil	55	Portugal	351
Canada	1	Russia	7
China	86	South Africa	27
Finland	358	Spain	34
France	33	Sweden	46
Germany	49	Switzerland	41
Greece	30	Taiwan	886
Hong Kong	852	UK	44
Italy	39	USA	1

*Omit the first digit of a non-US phone number if the number starts with a "0"

▶ VoiceMail Instructions